

EM SERIES

WIRE MESH OVER ELASTOMER



DESCRIPTION

WIRE MESH OVER AN ELASTOMER IS A DOUBLE LAYER OF WIRE MESH KNITTED OVER A ROUND OR RECTANGULAR CORE OF ELASTOMER. THE MESH LAYERS PROVIDE EMI/RFI SHIELDING, WHILE THE ELASTOMER ACTS AS A DUST AND MOISTURE SEAL.

APPLICATION

WIRE MESH OVER ELASTOMER GASKETS ARE USED WITH DOORS, CABINETS, AND WHERE SURFACES MAY BE UNEVEN AND LOW CLOSURE FORCES EXIST.

AVAILABILITY

THESE GASKETS ARE SUPPLIED IN CONTINUOUS LENGTHS.

EXECUTED MANUFACTURING:

-CUT MADE TO MEASURE

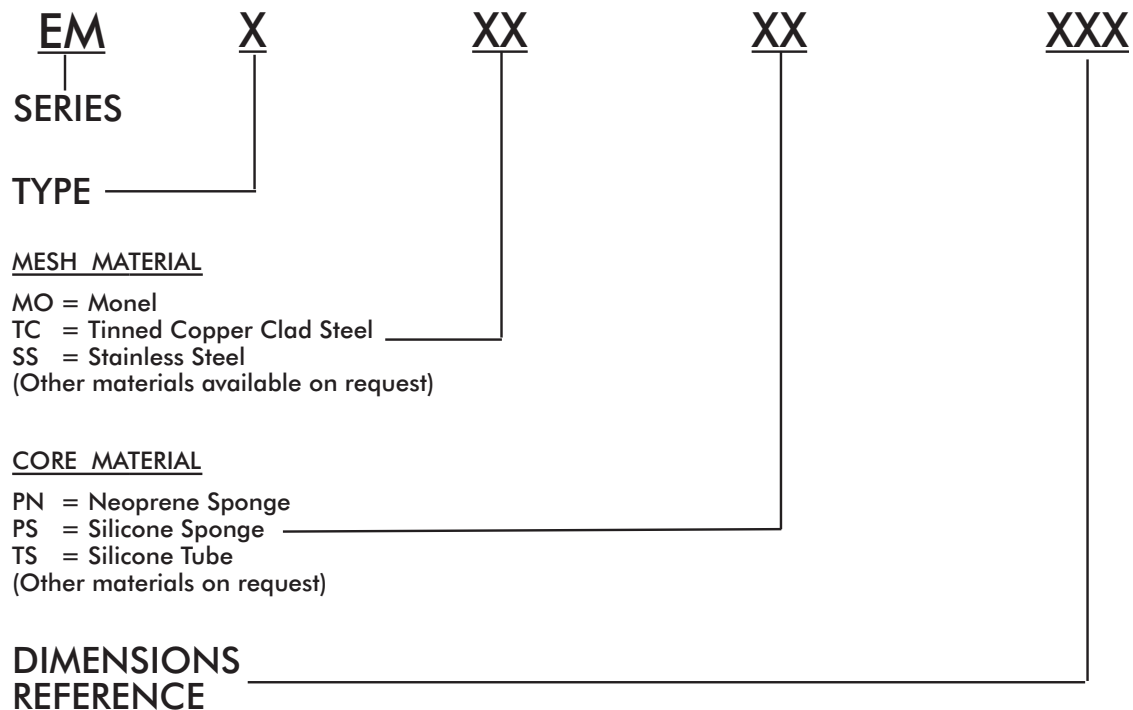
TECHNICAL DATA

MATERIAL	MO monel	TC Tinned copper clad steel	SS Stainless Steel
Electrical Shielding Effectiveness			
1 MHz	125 db	125 db	120 db
10 MHz	105 db	105 db	100 db
500 MHz	92 db	92 db	89 db
1 GHz	70 db	70 db	67 db

EM SERIES

WIRE MESH OVER ELASTOMER

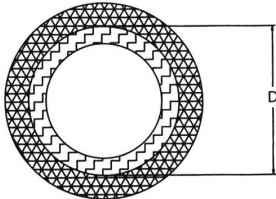
PART NUMBER GUIDE



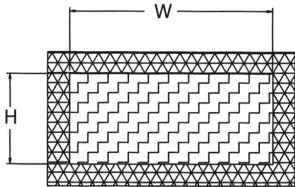
EXAMPLE: EMRMOTS001 = Monel mesh over silicone tube round section 1,60 mm
EMQSSPS006 = Stainless Steel mesh over neoprene sponge rectangular section 4,80 x 4,80 mm

EM SERIES

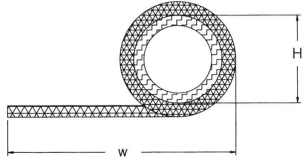
WIRE MESH OVER ELASTOMER

TYPE R 	D (mm)	DIMENSIONS REFERENCES
	1,60	001
	2,40	002
	3,20	003
	4,80	004
	6,40	005
	9,50	006
	12,70	007

*Other dimensions available on request

TYPE Q 	H (mm)	W (mm)	DIMENSIONS REFERENCES
	2,40	2,40	001
	2,40	3,20	002
	2,40	4,80	003
	3,20	3,20	004
	3,20	6,40	005
	4,80	4,80	006
	4,80	12,70	007
	6,40	6,40	008
	6,40	12,70	009
	9,50	12,70	010

*Other dimensions available on request

TYPE P 	H (mm)	W (mm)	DIMENSIONS REFERENCES
	3,20	9,50	001
	3,20	12,70	002
	4,80	15,90	003
	4,80	25,40	004
	9,50	32,00	005

*Other dimensions available on request

TYPE B 	H (mm)	W (mm)	DIMENSIONS REFERENCES
	3,20	9,50	001
	3,20	12,70	002
	3,20	19,00	003
	4,80	15,90	004
	4,80	25,40	005
	9,50	32,00	006

*Other dimensions available on request